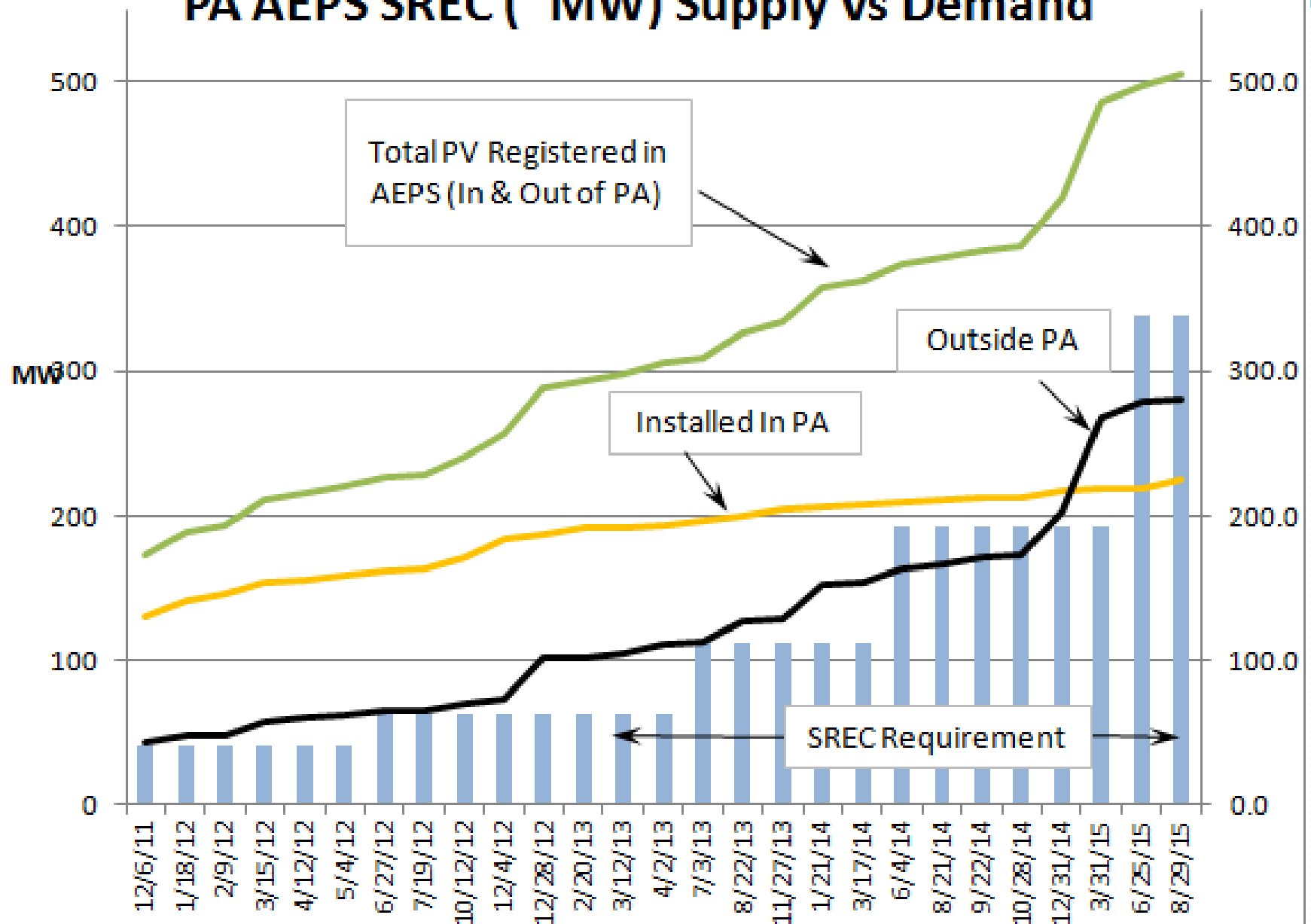


# Pennsylvania Update

MSEIA – 3rd Qrtly Mtg - 2015

# PA AEPS SREC (~MW) Supply vs Demand

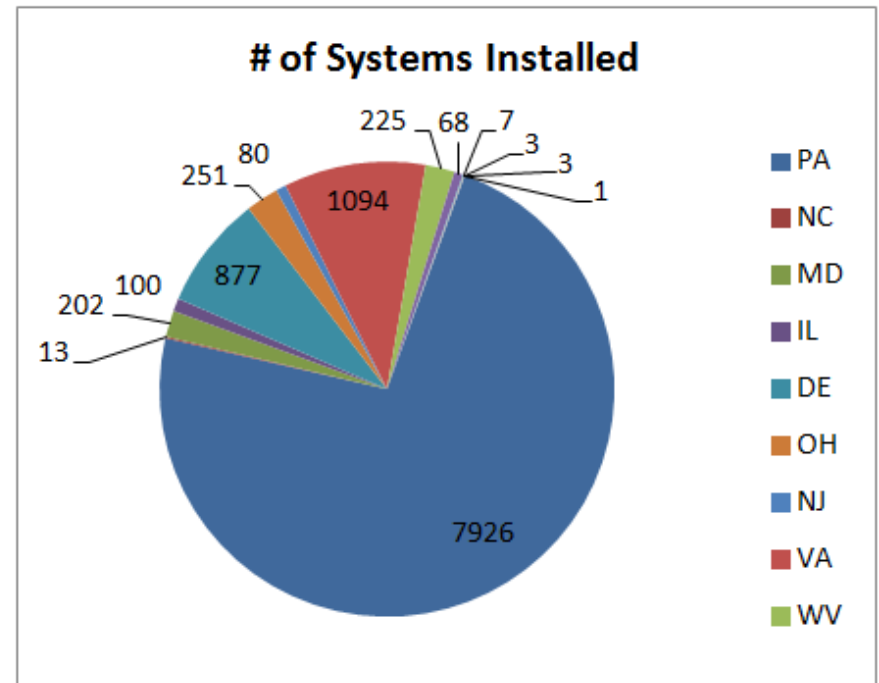
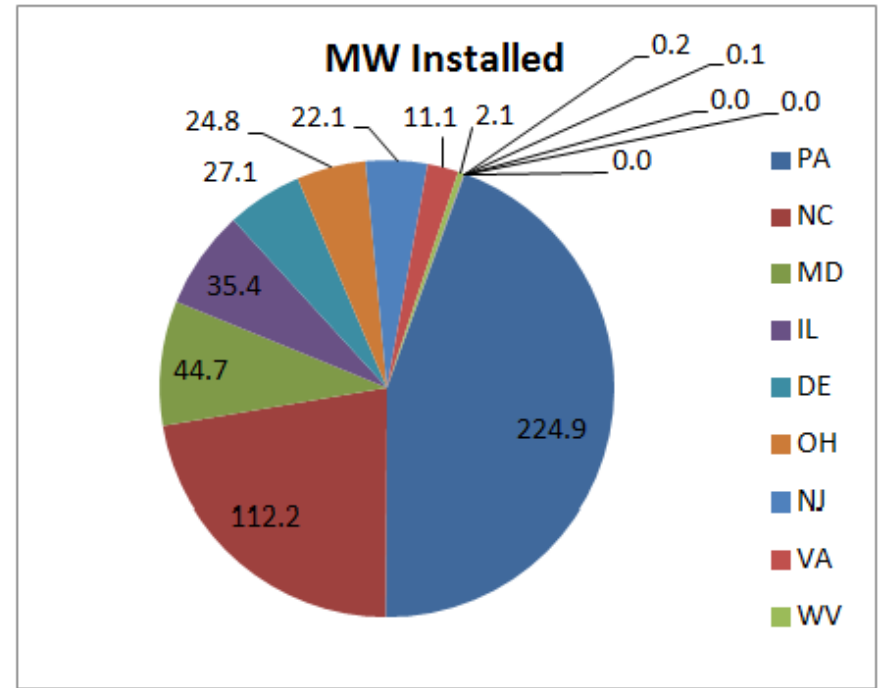


PASEIA - 9/29/2015

1,150 SRECs/yr per MW Equivalent

# Solar PV Systems and Capacity Registered in the PA AEPS – By State

State	MW	# Systems
PA	224.9	7,926
	45%	73%
NC	112.2	13
MD	44.7	202
IL	35.4	100
DE	27.1	877
OH	24.8	251
NJ	22.1	80
VA	11.1	1,094
WV	2.1	225
DC	0.2	68
IN	0.1	7
MI	0.0	3
TN	0.0	3
KY	0.0	1
Subtotal	280.0	2,924
	55%	27%
Grand Total	504.9	10,850



# Status in PA

## (Legislation/Regulation)

- PA PUC's Proposed ***Net Metering, Interconnection*** and the AEPS Rulemaking Order – **STILL PENDING**
- PASEIA testified at the House Consumer Affairs Committee hearing on net metering in early September
- PASEIA solar companies testified at Rep. Vitali's Clean Energy Funds Hearing in early June
- PPL and PECO rate cases settled: PPL only increasing volumetric distribution rate, not the fixed rate; PECO is increasing both fixed and volumetric distribution rates – Increases much less than original submitted – still needs to be finalized

# Other Solar Status in PA

- Commonwealth Finance Authority (CFA) still sitting on \$30M for solar funding; CFA has hired a consulting firm to advise them on more effective funding allocation
- Wolf Administration and the Legislators still in a serious log jam regarding the state budget – proposed \$50M for solar funding originally earmarked in Wolf's budget not expected to materialize
- PASEIA met with Sec. of Policy John Hanger in August, who expressed strong support for advancing solar in PA, though it was very contingent on passing Wolf's proposed budget
- SolarCity open their first Pennsylvania operations center in Norristown, in mid-September
- Clean Power Plan listening sessions currently taking place; DEP will very soon begin shaping the PA Clean Power Plan, which may trigger the need to increase the solar share in the AEPS